

# Specifications

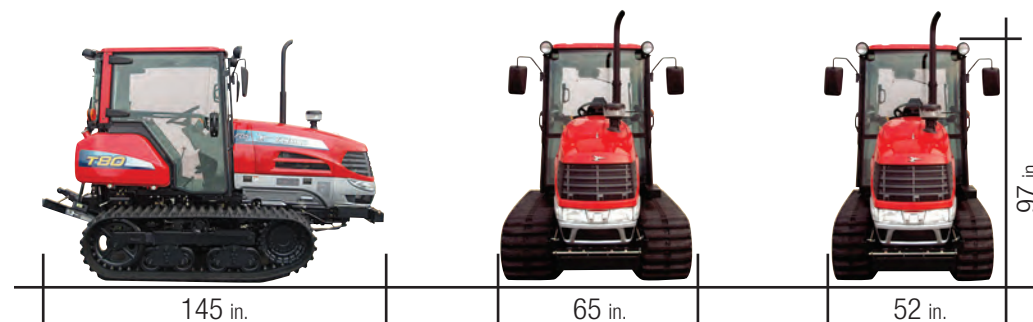
Model		Unit	T80 (Narrow)	T80 (Standard)
Horsepower	Engine Net Hp @2600 RPM*	HP (kw)	78 (58)	
	PTO HP @2600 RPM*	HP (kw)	66 (50)	
Engine	Type		4 - Cylinder Turbocharged Diesel Engine	
	Model		4TNV98T	
	Displacement	cu.in. (L)	203 (3.3)	
Fuel Capacity		US gal. (L)	38 (146)	
Transmission	Type		Collar Shift with Hydraulic Shuttle	
	Speed		12F /12R	
	Max. Travel Speed	mph (km/h)	10 (16)	
Brakes			Wet Multi-Disk	
Steering System			FDS (Forced Differential Steering)	
Power Takeoff	Type		Fully Independent	
	Speed	RPM	540	
Hydraulic	Type		Open-Center Hydraulic System	
	Implement Pump	GPM (Lpm)	12.6 (48)	
Rear 3-Point Hitch	Category		2/1	
	Lift Capacity @ OECD Frame	lb. (kg)	4400 (2000)	
Tracks	Type		Rubber (with embedded metal core and wires)	
	Track Width		11 (280)	18 (450)
Dimensions	Overall Length	in. (mm)	146 (3715)	
	Overall Width	in. (mm)	52 (1310)	65 (1650)
	Overall Height	in. (mm)	97 (2460)	96.5 (2445)
	Tractor Weight	lb. (kg)	7055 (3200)	7407 (3360)
	Ground Pressure*	psi (MPa)	4.9 (0.034)	3.2 (0.022)

\* Manufacturer's Estimate

## Attachments



Weight Set - 66lbs x 8pcs



# YANMAR T80 COMFORT CAB EDITION



### YANMAR AGRICULTURAL EQUIPMENT CO., LTD.

HEAD OFFICE  
1-32, Chayamachi, Kita-ku, Osaka 530-8321 JAPAN

### YANMAR AMERICA CORPORATION

101 INTERNATIONAL PKWY, ADAIRSVILLE, GA 30103  
TEL: 770.877.9894  
WWW.YANMARTRACTOR.COM




# Get on Track

Through its low compaction, outstanding mobility, easy operation, simple maintenance and lots of field-oriented features, Yanmar's T80 Comfort Cab Edition (CCE) rubber-track crawler brings new and innovative benefits to vineyard and orchard management that far outshine conventional tractors.

## A Choice of Widths

Yanmar offers a choice of widths with the T80-CCE to fit your particular needs and management strategy.



## Low Compaction

The T80-CCE crawler tractor was designed with soil compaction and the overall weight load on your field in mind. Combined with Yanmar's unique rubber track technology, heavy-duty, yet still lightweight design of the T80-CCE puts a virtual end to compaction problems.



## All Weather, Day or Night Driver's Cab



Inside the T80-CCE's heated and air-conditioned driver's station a floating deck system of anti-vibration rubber body mounts has been incorporated to reduce both vibration and noise factors for the operator. The driver's station offers a large, flat floor board for greater freedom of movement. Excellent visibility in all directions is a major design element and enhanced with dual front and rear halogen lights for night work. A deluxe fabric seat with armrest, and an adjustable steering wheel all combine for comfort and convenience, making all-day (and night) operation even more

productive and pleasant. Front and rear wipers, interior lighting, safety flashers and even a cup holder are designed in just like you'd expect from the class of the field.

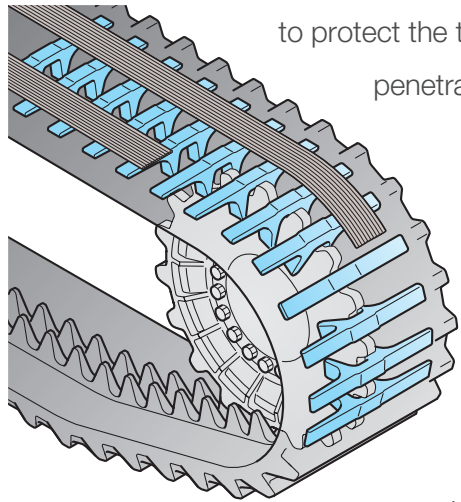




# Rubber Tracks and Undercarriage


## Rubber Tracks

The rubber tracks on the T80-CCE employ solid core metal plates wrapped inside of rubber to protect the track system from penetration or deep cuts from rocks and other objects. An ample number of steel support wires further reinforces the tracks' circumference, while the internal surface of the tracks, which comes in contact with the track rollers, is designed thick enough for extended track life.



## Equalizers

The T80-CCE's equalizers carry two track rollers each for better absorption of the pitching and shock that is inevitable when working on uneven ground.



## Integrated Undercarriage

Specially designed for use with rubber tracks, the undercarriage of the T80-CCE sports a number of special characteristics.



## Tension Adjustment

Adjustment of the track tension is simple. Just add grease to the tension cylinder located inside the track frame.

## Forced Differential Steering System



With its unique FDS technology, Yanmar has revolutionized the steering control in the T80-CCE tractor to bring a feel to its handling that is almost exactly like that of standard wheel tractors, FDS also brings much smoother and easier adjustments within the row, allowing the operator to focus more closely on the situation around the attached implement rather than on controlling the tractor itself. This in turn improves accuracy of operation as well as productivity.



## Outline

Both tracks rotate at the same speed when traveling straight. Upon turning, differential motion controlled by the angle of the steering wheel is applied to the equal rotation of the two tracks (Fig 1).

Fig 1  
Outline

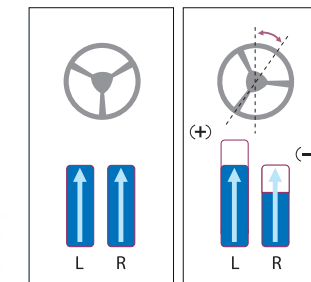
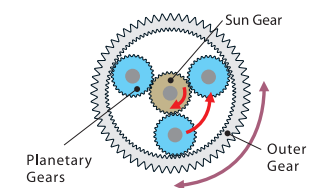


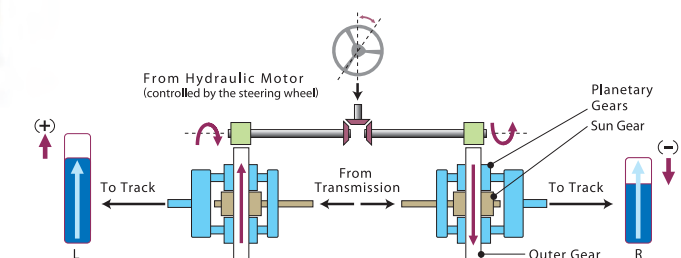
Fig 2  
Planetary Gear System



## Mechanism

When the outer gear is stationary, the sun gear drives the planetary gears at a constant ratio. When the outer gear is driven by the independent hydraulic motor, it applies differential motion to accelerate or decelerate the rotation of the planetary gears (Fig 2). Yanmar FDS technology delivers smooth steering control through two planetary gear systems connected to the mechanical meshed transmission.

Fig 3  
Yanmar FDS





# Professional Features



## Engine

T80-CCE tractors are powered by Yanmar's new TNV direct injection diesel engine. Our Tier III compliant engines are known everywhere for their compact design, reliability, and environmental friendliness, as well as their outstanding running-cost performance. Our electronic fuel injection systems deliver cleaner exhaust and lower fuel consumption in a package that still makes enough power and torque to meet the most demanding user expectations. An Exhaust Gas Recirculation system (EGR) completes the circle of engine efficiency by recycling the blow-by exhaust gas for enhanced combustion, this results in a cleaner, more environmentally friendly engine.

## Transmission

The T80-CCE's mechanical Hydraulic Shuttle F12/R12 transmission with 4 speeds x 3 ranges means the ideal operating speed can be selected for any application. A hydraulic shuttle, with a left hand operated lever, makes turning at the end of rows easier than ever before. Top that off with paved road drivability and a 10 mph traveling speed to get from field to field faster, and you have savings in both time and convenience.



## PTO


The smooth engagement of the fully independent PTO on the T80-CCE reduces impact and possible damage to attached implements. Plus, the simple "turn and pull" control makes operating the PTO a breeze.

## Hydraulic System

The T80-CCE tractor employs an open-center hydraulic system with a generous 12.5 gal/min capacity pump. Its three selective control valves include one in a continuous open position for hydraulically driven implements.

## 3-Point Hitch and Lift Capacity

The solid 3-point hitch structure and single main internal cylinder in addition to two external cylinders enable the T80-CCE to lift up to 4400 pounds (@OECD frame). In order to support and stabilize this large lifting capacity, over 1000 pounds of counterweight can be hooked onto the front end.



## High Capacity Fuel Tank

The 38 gallon fuel tank on the T80-CCE holds more than enough fuel for a full day's work; just one more feature that increases productivity.



## Pre-Cleaner

The cyclonic pre-cleaner installed in all T80-CCE tractors provides longer life for air filters, thus bringing further savings in both maintenance time and expense.

